



## 🕒 Appointments

**Tel: 01590 610 944**

Call between 10am and 4pm.

**Aim to arrive no more than five minutes early.** You'll enter the centre on the ground floor and be taken straight into the clinic. **You must book an appointment prior to attending.** Infection control measures remain in place as further lockdowns are anticipated. Follow the directions of staff.

## EARWAX Removal Service

£59



## 🕒 Location

Solent House, Lymington Business Centre  
Cannon Street, Lymington SO41 9BR

🕒 **earclinic** is a short walk off the high street through the Angel Courtyard. We're opposite the entrance to the short stay car park, Cannon St behind Tesco. We are to the right of the entrance to Solent Dental. **Allow extra time to find a parking space!**

## 🕒 Contact

**Tel: 01590 610 944**

**[www.earclinic.co.uk](http://www.earclinic.co.uk)**

**[enquiries@earclinic.co.uk](mailto:enquiries@earclinic.co.uk)**

## 🕒 Access & Facilities

**Wheelchairs are not able to access** the treatment room. Patients must leave their wheelchair and be able to walk 20 steps without difficulty, with the aid of one member of the team. There are no steps and our toilet facilities have one bar fitted.

Ear Clinic is the name of the routine aural care clinic held at Lymington Business Centre, Solent House on the ground floor of Solent House, Cannon Street. We offer an exceptional standard of treatment.

See website for further details & updates.

**Poor hearing?  
Discomfort?**

**Blocked ears?  
Lack of clarity?**

**Do you keep using drops?  
Not able to clear the problem?**

- 1. Attend a safe purpose built modern private clinic environment. ✓**
- 2. Pay £59 per consultation whether one or both ears are treated. ✓**
- 3. Modern certified ENT equipment. ✓**
- 4. Air extraction system installed to remove virus particulates. ✓**
- 5. Approved hygienic surfaces throughout for chlorine cleaning. ✓**



www.earclinic.co.uk

Ear Clinic's facility is probably the safest and most advanced in the region, with particulate air extraction and hygienic surfaces throughout. There is also full CPR AED equipment available.

Top left: Entrance/Waiting area  
Top right: Reception  
Bottom: Ear Clinic




earclinic is a private facility offering first-class facilities with the highest levels of equipment and expertise.

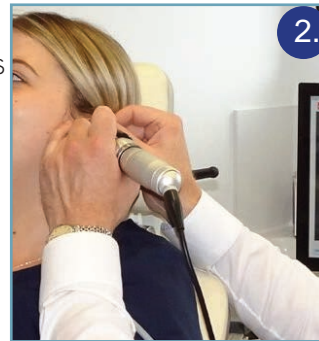


This page details the process and equipment used for the removal of excessive wax. Seated in an electrically adjustable chair, you are comfortable and in just the right position for us to work safely.

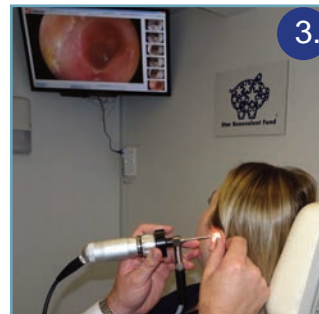
**Welcome:** On arrival you will be asked to sign a consent form, provide details of which surgery you are registered. You will also need to answer some questions related to your treatment.



**Oto-endoscopy:** Mobile phone or pocket cameras are not used. Seated in an electronic clinic chair, we use the latest medical endoscope technology. We obtain the clearest, detailed view of the ear.



**Education:** There are a choice of large monitors so we can view and discuss the now visible problem, its cause, how best to treat it and if the problem may reoccur.



We are members of the Patient's Association.

To reduce risk, we do not use head mounted magnification (Loupes) to view the ear.

We use an ENT specified microscope. If irrigation (water) is required, we use an advanced 37°C pre-heated irrigator.

**Microsuction:** A fully adjustable chair, powerful LED microscope, HD camera/video and foot pedals, ensure our hands are free to work safely. A small suction tube is placed in the ear canal.



**Irrigation & Instruments:** There are instances where irrigation or other instruments are used to ensure best practice when treating a patient. We will discuss your treatment with you.



**Validation and plan:** You will see your images before and after your treatment. If you have a recurrent problem, a complimentary scheduled reminder is offered.

